

Home & School


Working Together for School Success

CONNECTION®

May 2014

Henry County Board of Education

SHORT NOTES



Dictionary games

Playing with a dictionary can teach your child to enjoy our language. Let him secretly choose a word from the dictionary and give family members clues to guess it. He might read its definition and then its synonyms or language of origin. Whoever figures it out first picks the next word.

DID YOU KNOW?

It's possible to get sunburned even on cloudy days. Help your youngster put on sunscreen every day before school, camp, or day care. For even more protection, have her wear a hat with a brim. *Idea:* Carry an extra bottle of sunscreen and a hat in your bag for unexpected outdoor adventures.

Yard sale

Consider having a yard sale this summer—and making your child your business partner. He could practice writing by helping you with the newspaper ad and creating signs to hang in the neighborhood. Then, use math to sort and price items together. *Tip:* Agree ahead of time on what share of the profits he gets for helping out.


Worth quoting

"Now and then it's good to pause in our pursuit of happiness and just be happy." *Guillaume Apollinaire*

JUST FOR FUN

Q: Which hand is best to write with?

A: Neither. It's best to write with a pencil.



Summer field trips

The school year is almost over—but the classroom isn't the only place your youngster can learn new things. Here are suggestions for family field trips that are fun *and* educational.

Ballpark

Batter up! Attend a local ballgame, and ask each family member to choose a batter and calculate his batting average for that game. Your child will need to track the player's number of at-bats and hits. Then, she'll divide the hits by at-bats. Whose player gets the highest average?

Airport

Explore the science of flight by visiting a regional airport (call first to see if they allow visitors) or going to a viewing point. Beforehand, your youngster can read up on airplanes in a library book or online. Then, watch planes take off and land, and have her point out parts she recognizes, such as the jet engines, wings, cockpit, and landing gear. She

could time how long a plane rolls down the runway before takeoff or how long it takes to stop once it lands.

Farm

A local farm is a great place for your child to discover where her food comes from. Find one that's open to the public, and take a tour. She could see farm machinery, learn what crops grow in your area, or watch cows being milked. *Idea:* If possible, purchase eggs or farm-grown vegetables, and have your youngster help cook them. ♥



Appreciating teachers

Encourage your child to tell his teacher "thanks for a great year" with one of these creative gifts:


- A photo book will make a lovely reminder of his teacher's year. Suggest that your youngster arrange photos (or draw pictures) in an album. Then, he should write a caption for each. ("Field Day was fun!") Inside the cover, he might write a thank-you note.
- Combine flowers with teaching supplies. Let your child arrange artificial flowers in a clear glass vase, fill it with colorful magnetic letters and dice, and use ribbon to attach a thank-you card. Or get a plant, and let him tape dry-erase markers or pretty pens around the outside of the pot. ♥



What does respect look like?

Your child's daily dealings with adults and kids alike will be more pleasant if he speaks and acts respectfully. Try these tips for helping him learn respect.

Respectful replies. Think about something that you and your youngster disagree on (say, whether his video game time should be limited). Model having a respectful discussion about it. You might say that his brain and body are growing, and he needs to run and play to stay healthy. Then, suggest a respectful response, such



as, "I want to be healthy, but I love video games." Finally, have him brainstorm other situations where people have different opinions but still speak to each other with respect.


Everyday acts. When you mow the lawn or clean up after your dog, you can teach your youngster about respect for neighbors. Explain that keeping your neighborhood clean and neat makes it nice for everyone. Ask him to think of other respectful things neighbors should do. If you share an apartment laundry room, he might point out that you respect neighbors' time by removing your clothes when they're done so others get to use the washers and dryers.♥

ACTIVITY CORNER

Fun with boxes

Don't throw away that box! Encourage your youngster to be creative this summer by recycling empty boxes. Here are two ideas.

1. Playhouse. Have your child turn an empty appliance box upside down, and help her cut out a door. Then, she could paint the outside of the box and use construction paper to add windows and curtains. Perhaps she'd like to decorate the inside walls with pictures cut from magazines. *Variation:* Make a smaller box into a playhouse for dolls or toy animals.



2. Garage. Your youngster can use several box lids to make a multi-level garage for toy cars. Suggest that she glue black construction paper into the lids and draw white lines for lanes and parking spaces. Then, let her stack the levels, supporting each one with "posts" (toilet paper tubes).♥



Q & A

A strong finish

Q: My daughter seems to have a case of spring fever. Any tips for finishing the year on a high note?

A: It's normal for kids to start getting restless this time of year. Still, it's important for your daughter to continue a regular homework routine and go to school every day. Remind her to turn in all of her assignments on time, since just one or two zeroes could really hurt her final grade. If she is struggling with any subjects, call her teacher or schedule a conference to find out how she can get extra support.

It might also help for her to start thinking about next year. Maybe she's been waiting until she's old enough to be a safety patrol member, a student council officer, or a morning news reporter. Encourage her to ask her teacher how to apply. Having something to look forward to may motivate her to finish strong.♥



PARENT TO PARENT

Share the load

Between work and taking my son to child care, swim team practice, and tae kwon do lessons, our summer days are anything but lazy. This year, with the help of some other families, I think it will be easier on us.

My next-door neighbor has agreed to pick up my son at child care and take him to swim practice along with her daughter, who

is also on the team. In exchange, I will watch her daughter on Tuesday evenings when she runs errands or has an evening out with her husband.

Then, I found another neighbor whose child is in my son's tae kwon do class.

So we're going to take turns driving the boys to lessons. I feel like this summer will be less hectic. And I've discovered it's nice to have local families who help each other.♥



OUR PURPOSE

To provide busy parents with practical ideas that promote school success, parent involvement, and more effective parenting.

Resources for Educators,
a division of CCH Incorporated
128 N. Royal Avenue • Front Royal, VA 22630
540-636-4280 • rfeustomer@wolterskluwer.com
www.rfeonline.com
ISSN 1540-5621